



*Chi Cal River Fund Grant
2016 – 2017*

(I Get By With A Little Help From My Friends)

Energy & Climate Change



Water Preservation



Sustainable Food & Land Use



Advocacy

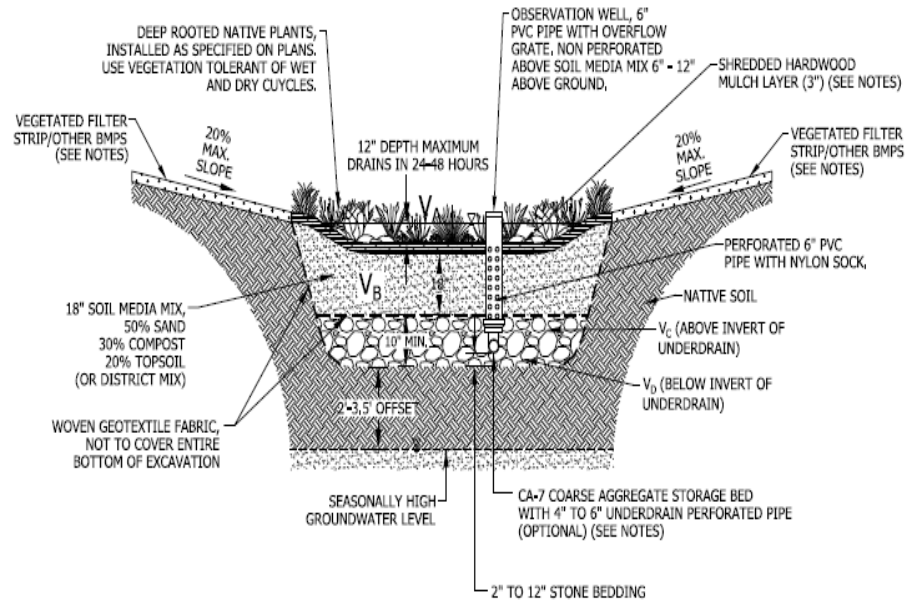


Chi Cal Metrics

RAIN GARDENS & RAIN BARRELS

Action	Goal
Install Rain Gardens	5
Prevent Storm Water from entering the combined sewer system	43,000 gallons
Install Green Infrastructure Bio-retention	750 Square Feet
Install & Deliver Rain Barrels	500
Storm Water Storage Capacity Added	10,000 gallons
Educate the community on Storm Water Management and Water Preservation	

Chi Cal Metrics



COMMUNITY SERVICE

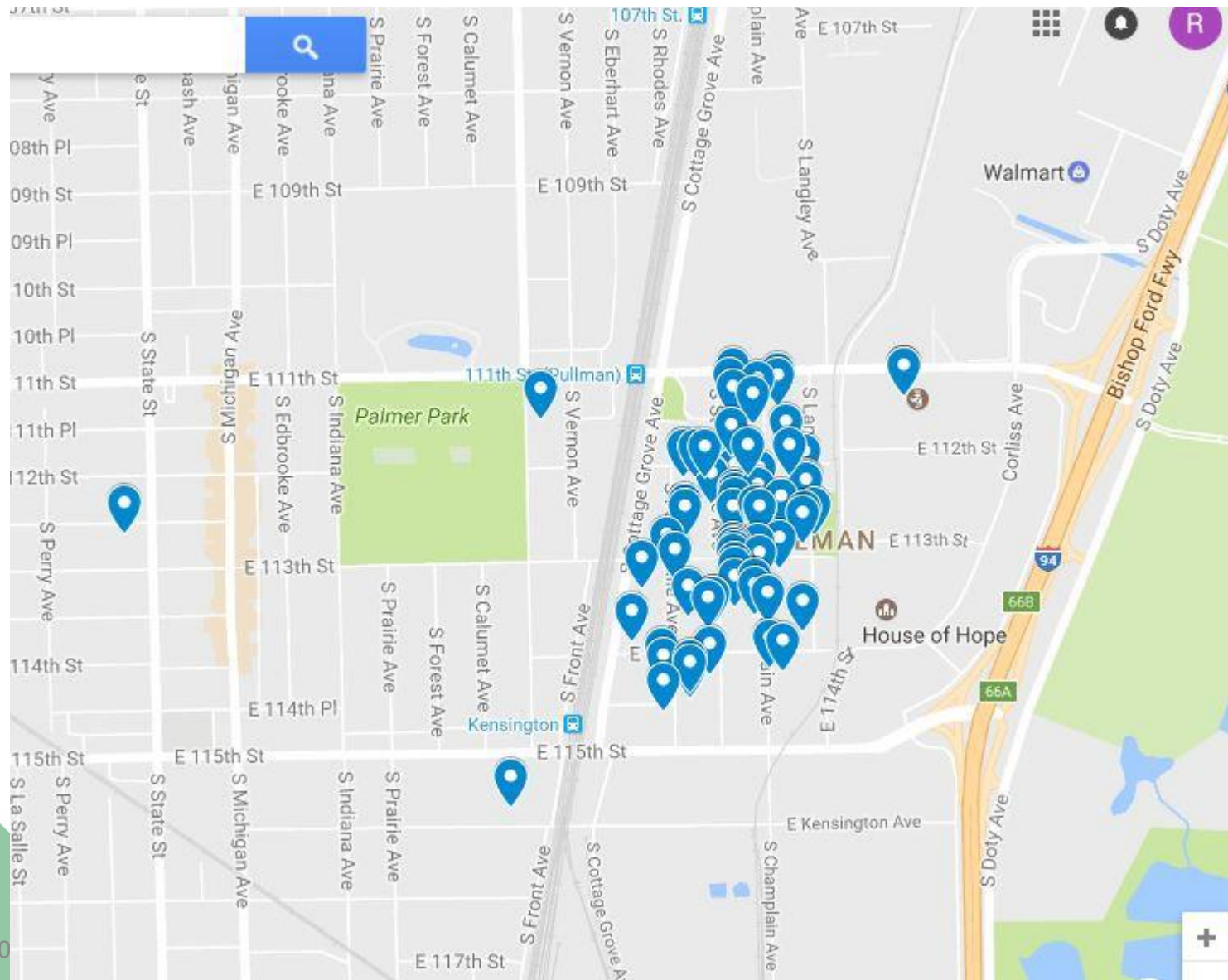
Collaboration at the Collaborative

Jeff Edstrom	Water Audits	Rain Garden Calculations
Jeff Edstrom	Area Assessments	
OAI – High Bridge	Rain Garden Design	Rain Garden Installation
OAI – High Bridge	Rain Garden Maintenance	
MWRD	Rain Barrels	Community Outreach
MWRD	Education	Rain Garden Design
CNT	Storm Water Research	

Rain Barrels



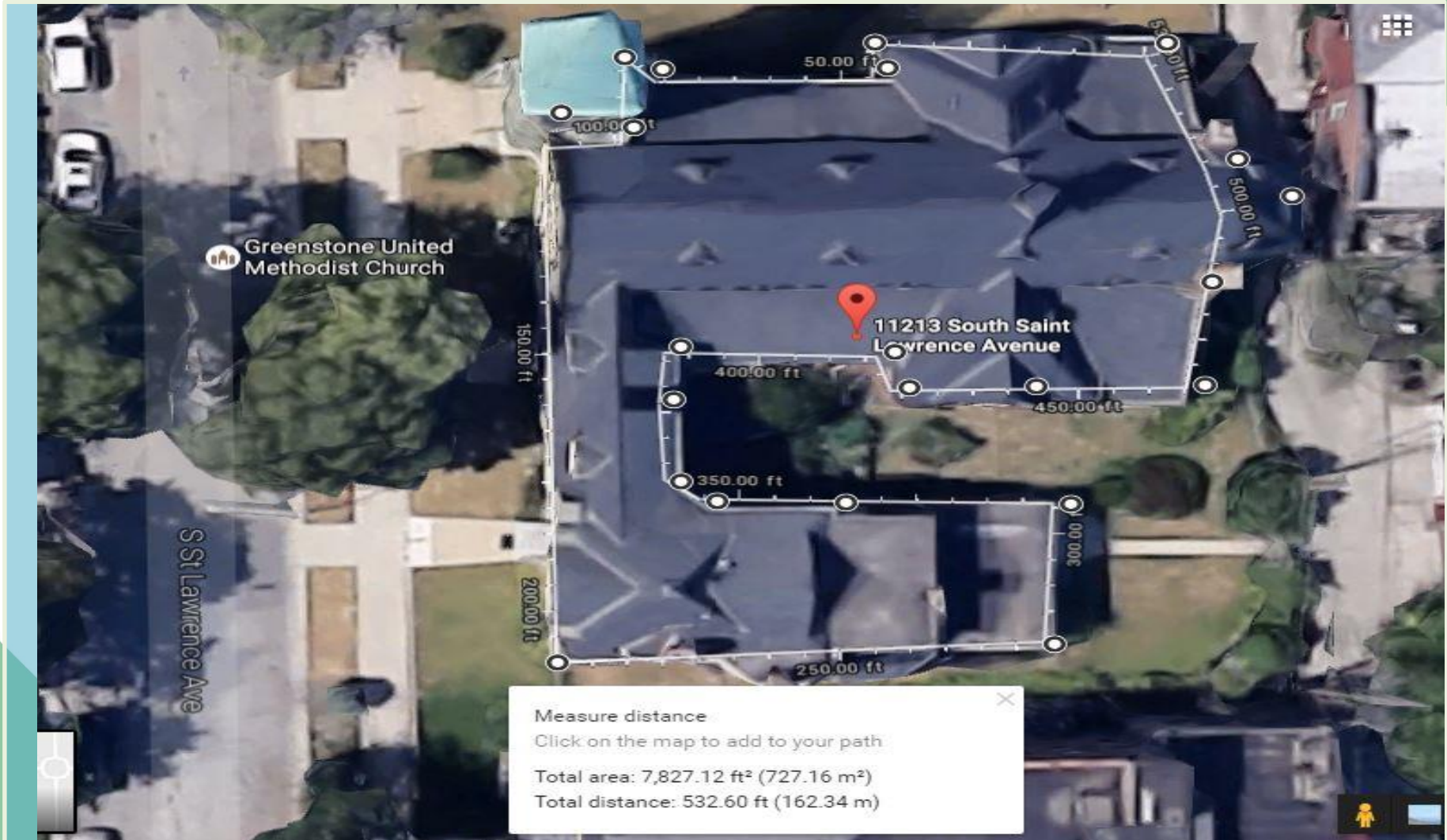
Rain Barrels



Greenstone UMC (Before Rain Garden)



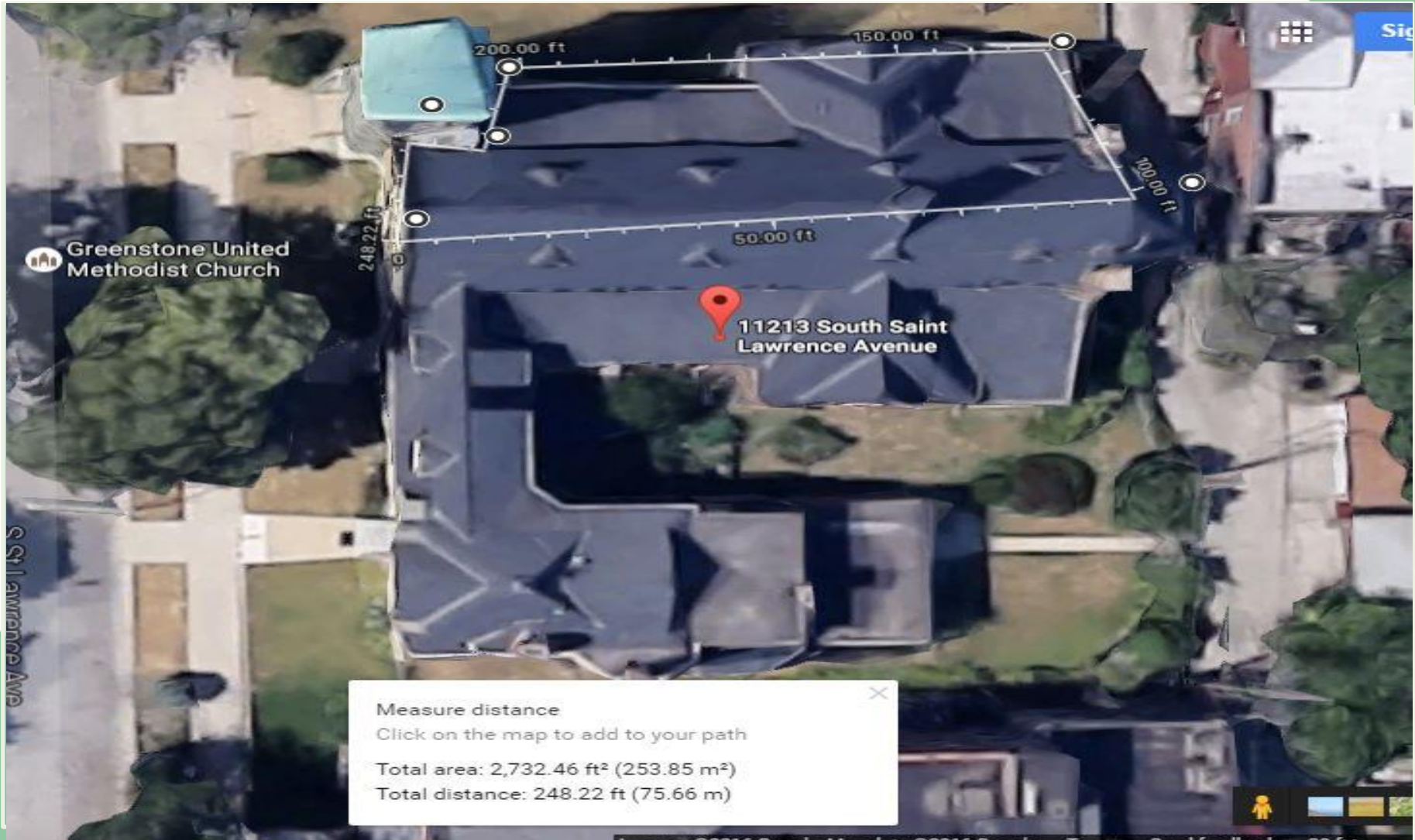
Greenstone UMC (Total Roof Catchment)



Greenstone UMC (Redirected Roof Catchment)



faith
in place



Greenstone UMC (After Rain Garden)



Greenstone UMC (After Rain Garden)



Greenstone Methodist Church

Runoff Volume	Sq Ft	Average Daliy Rainfall (gal)	1-inch Rain (gal)	2-inch Rain (gal)		Annual Yearly Rainfall (gal)
Total Roof Area	7,800	1,700	4,900	9,700		174,900
Rain Garden	600	100	400	700		13,500
Redirected Roof Flow to Garden	2,700	600	1,700	3,400		60,600
Total Flow into Rain Garden		700	2,100	4,100	41%	74,100
Rain Garden Capacity		4,700	4,700	4,700		
Variance		4,000	2,600	600		
2016 Actual Rainfall	Days	Days	Days	Days		Days
Days of Precipitation 2016	102	97	5	0		102
		95%	5%	0%		

House of Worship	Rain Garden Sq Ft	Rain Garden Capacity (Gallons)	Estimated Runoff Catchment During a 1-inch Rain (Gallons)	2017 Actual YTD Gallons Rain Garden
Greenstone UMC	600	4,700	2,100	41,582
New Mission Temple COGC	300	3,000	1,400	30,801
New Life Church Southeast	300	3,000	1,500	32,341
Advocate UCC	300	3,000	3,400	78,543
St Bride Roman Catholic	300	3,000	700	12,320
	1,800	16,700		195,587

House of Worship	Rain Barrels Deployed	Rain Barrels Inservice	2017 Actual YTD Gallons Rain Barrels	2017 Actual YTD Gallons Rain Garden	2017 Actual YTD Gallons of Runoff Redirected
Greenstone UMC	99	80	260,315	41,582	301,897
New Mission Temple COGC	46	37	120,955	30,801	151,756
New Life Church Southeast	50	41	131,472	32,341	163,814
Advocate UCC	22	18	57,848	78,543	136,391
St Bride Roman Catholic	30	24	78,883	12,320	91,204
Our Lady of the Snows	75	61	197,209		197,209
Trinity UCC	177	143	465,413		465,413
Holy Name of Mary	52	42	136,731		136,731
Covenant UCC	25	20	65,736		65,736
	576	467	1,514,563	195,587	1,710,150

Lessons Learned

- **Urban Rain Garden vs Rural Rain Garden**
- **Green Infrastructure not a Priority**
- **Ugly Duckling – Swan**
- **Maintenance Required**
- **Can't Make Everybody Happy**
- **Working with Youth Groups**
- **Keep Attracting Sponsors**
- **Moving At The Speed of Church**

QUESTIONS





*I Get By With A Little Help
From My Friends*

<https://www.google.com/maps/d/edit?hl=en&authuser=0&mid=1IRTdqxJAWvYIKp2rtZ52VATrHYI&ll=41.862786980494306%2C-87.46784801178285&z=10>

Advocate UCC



New Mission Temple



faith
in place



St Bride



New Covenant SE

